

# Individual Report

# QCMD 2020 SARS-CoV-2 EQA Programme



<b>Catalogue Code:</b> QAV204215	<b>Ref Code:</b> SCV2_20	<b>Challenge:</b> C1	<b>Analysis Type:</b> Qualitative	<b>Dataset:</b> 352924	<b>Report UID:</b> 5060/352924/2746	<b>Laboratory</b> CZ058
-------------------------------------	-----------------------------	-------------------------	--------------------------------------	---------------------------	--	----------------------------

## Intended Results / Panel Composition

Sample Code	Sample Content	Matrix	Sample Relationships <sup>[1]</sup>	Detection Frequency <sup>[2]</sup>	Sample Status <sup>[3]</sup>	Percentage Correct (All) <sup>[4]</sup>	
						(%)	(n)
SCV2_101C1-01	Coronavirus 229E	Transport Medium		Negative	CORE	95.9	440
SCV2_101C1-02	SARS-CoV-2	Transport Medium	DS1_1	Frequently Detected	CORE	99.5	440
SCV2_101C1-03	SARS-CoV-2	Transport Medium	DS1_2	Frequently Detected	CORE	98.2	440
SCV2_101C1-04	SARS-CoV-2	Transport Medium	D1, DS1_3	Frequently Detected	CORE	98.9	440
SCV2_101C1-05	SARS-CoV-2	Transport Medium	D1, DS1_3	Frequently Detected	CORE	96.8	440

**[1] Sample Relationships:** Indicates the relationships of the samples within this challenge. The highest titre member of dilution series DS1 is indicated by DS1\_1 and further members of the series as DS1\_2, DS1\_3 etc. in order of reducing titre. Additional dilution series are indicated by DS2 (e.g. DS2\_1, DS2\_2 etc.), DS3 (e.g. DS3\_1, DS3\_2 etc.). If one duplicate pair is present this is indicated by 'D1'. Further duplicate pairs are indicated by 'D2', 'D3' etc.

**[2] Detection Frequency:** To aid qualitative analysis each panel member is assigned a frequency of detection. This is based on the peer group consensus of all qualitative results returned from participants within the EQA challenge / distribution.

**[3] Sample Status:** EQA samples are defined as "CORE" or "EDUCATIONAL". Core proficiency samples are reviewed by the QCMD Scientific Expert(s). This is on the basis of scientific information, clinical relevance, current literature and, where appropriate, professional clinical guidelines. Participating laboratories are expected to report core proficiency samples correctly within the EQA challenge / distribution.

**[4] Percentage Correct (All):** Percentage of datasets (%) reporting the correct qualitative result and the total number of datasets (n) reported for each panel member.

*For further details please refer to the current participant manual.*

## Your Summary Results

EQA Assessment Group <sup>[1]</sup>

Commercial

Core Panel Detection (Qualitative) Score <sup>[2]</sup>

0

<b>Catalogue Code:</b> QAV204215	<b>Ref Code:</b> SCV2_20	<b>Challenge:</b> C1	<b>Analysis Type:</b> Qualitative	<b>Dataset:</b> 352924	<b>Report UID:</b> 5060/352924/2746	<b>Laboratory</b> CZ058
-------------------------------------	-----------------------------	-------------------------	--------------------------------------	---------------------------	--	----------------------------

**Core Panel Members Results**

Sample Code	Qualitative Results			Your Quantitative Data (for information only) [3]		
	Percentage Correct (All) [4]	Your Result [5]	Detection Score [6]	Reported Value	Unitage	Cycle Threshold
SCV2_101C1-01	95.9	Negative	0		N/A	-
SCV2_101C1-02	99.5	Positive	0		N/A	33.5
SCV2_101C1-03	98.2	Positive	0		N/A	38.22
SCV2_101C1-04	98.9	Positive	0		N/A	38.51
SCV2_101C1-05	96.8	Positive	0		N/A	38.04

[1] **EQA Assessment Group:** To aid data analysis, participant results are grouped according to the molecular amplification/detection method specified within their molecular workflow for this challenge / distribution. For further details refer to the *Additional Information: Individual Panel Member Analysis* section of this report.

[2] **Core Panel Detection (Qualitative) Score:** An overall core panel detection score provided per challenge / distribution.

[3] **Quantitative Data (for information only):** This is the quantitative value, unitage and cycle threshold you provided when you submitted your results. For qualitative programmes this information is not used as part of your formal EQA assessment.

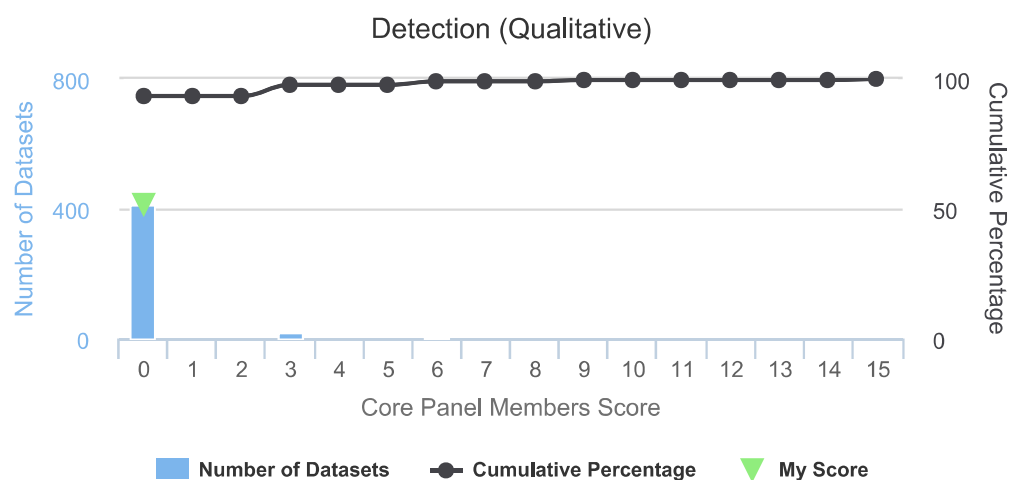
[4] **Percentage Correct (All):** Percentage of datasets (%) reporting the correct qualitative results for each panel member.


[5] **Your Result:** The qualitative result you reported for each sample within this EQA challenge / distribution.

[6] **Detection Score:** Your detection (qualitative) scores are based on the assigned detection frequency of each panel members, where 0 (zero) is "highly satisfactory" and 3 (three) is "highly unsatisfactory". Scores are provided for individual panel members.

*For further details please refer to the current participant manual.*

**Core Panel Member Score Breakdown**






<b>Individual Report</b>		<b>QCMD 2020 SARS-CoV-2 EQA Programme</b>			 <small>Quality Control for Molecular Diagnostics</small>	
<b>Catalogue Code:</b> QAV204215	<b>Ref Code:</b> SCV2_20	<b>Challenge:</b> C1	<b>Analysis Type:</b> Qualitative	<b>Dataset:</b> 352924	<b>Report UID:</b> 5060/352924/2746	<b>Laboratory</b> CZ058

**Core Panel Member Score Breakdown - Detection:** This figure gives you a breakdown of the qualitative detection scores for all qualitative datasets returned within this EQA challenge / distribution independent of the EQA assessment group. Panel detection scores are generated from only those panel members that are defined as "CORE".

*For further details please refer to the current participant manual.*

## My Workflow Details

The details of the workflow(s) used to submit your results for this challenge.

<b>Name</b>	Covid testing (v2)
<b>Description</b>	
<b>Targets</b>	 coronavirus
<b>Assays</b>	 <i>Extraction</i> - Manual Extraction Process <ul style="list-style-type: none"> <li>Commercial <ul style="list-style-type: none"> <li>Kit Manufacturer: <i>Elisabeth Pharmacon</i></li> <li>Kit Type: <i>EliGene® Viral DNA/RNA FAST Isolation Kit</i></li> </ul> </li> </ul>  <i>Amplification</i> - Roche - LightCycler 480 System <ul style="list-style-type: none"> <li>Multiplex</li> <li>Commercial <ul style="list-style-type: none"> <li>Kit Manufacturer: <i>Elisabeth Pharmacon</i></li> <li>Kit Type: <i>EliGene® COVID19 BASIC A RT</i></li> <li>Kit Version: 1</li> </ul> </li> </ul>

## Further Programme Details

Number of Participants	304
Number of Countries	36
Number of Respondents	274
Number of Datasets Submitted	440
Qualitative Results Returned	440 (100.0%)

## EQA Programme Aims

To assess laboratories in the molecular detection of SARS-CoV-2 at clinically appropriate levels, near the limit of detection of the assay as well as the specificity of molecular assay in the presence of other non-SARS coronaviruses.